

# NT-300 & NT-2300 Series Single & Dual Circuit Track System and Accessories

**NORALIGHTING**

Type \_\_\_\_\_  
 Project \_\_\_\_\_  
 Catalog No. \_\_\_\_\_  
 Lamp/Wattage \_\_\_\_\_

## PRODUCT DESCRIPTION

Low profile, extruded aluminum track with 20-Amp rated flat, solid integral conductors. Variety of connectors and accessory parts available.  
*Note: Nora Track is not approved for use with remote transformers. Low voltage fixtures required a transformer for each fixture, can be purchased as a separate item or a fixture with transformer included.*

## CONSTRUCTION

**Extrusion**  
 0.030 die cast aluminum construction with 0.045 PVC insulators holding 12-gauge flat conductor wiring. Polarity groove is located on face of track to indicate location of grounding conductor.

## Electrical

Single circuit: 2400 watts.  
 Dual circuit: 4800 watts - 2400 maximum each circuit  
 120V 60Hz

## Compatibility

Nora track system is compatible with Halo, Catalina, Hampton Bay, Halo-Edison, or any other brand configured to Halo 3-wire track configuration.  
*Note: Wands and monopoint canopies are generally not compatible with other manufacturers.*

## Dimming


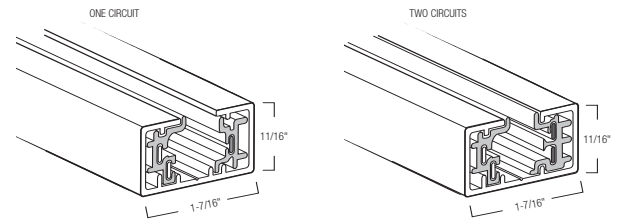
Nora track may be dimmed with any approved incandescent, magnetic low voltage, or electronic low voltage controls, depending on the track fixtures being used. If using two dimming switches on NT-2300 two-circuit track, only apply a single phase neutral to the shared common wire on the track rail. Do not attempt to use 3-way or multi-phase neutral if dimming.

## Labels and Listings

UL Listed for indoor, dry location



## DIMENSIONS



Length: 2', 4', 6', 8', or 12'  
 Height: 1 1/16"      Width: 1-7/16"

Create a complete catalog number: Example: NT-302B

Track - select one box from each column

Catalog No.	Single Circuit	Dual Circuit	Length	Finish
NT-301	-	-	2'	B Black
NT-302	NT-2302	-	4'	BZ Bronze
NT-303	NT-2303	-	6'	N Natural Metal
NT-304	NT-2304	-	8'	S Silver
NT-331	NT-2331	-	12'	W White

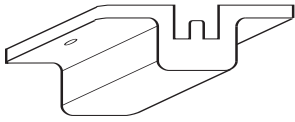
## Live Connectors

Single Circuit		Dual Circuit	
NT-307	NT-315	NT-2307	NT-2315
NT-309	NT-316	NT-2309	NT-2316
NT-310	NT-321	NT-2310	NT-2321
NT-311	NT-328	NT-2311	NT-2328
NT-312	NT-348	NT-2312	NT-2348
NT-313	NT-352	NT-2313	NT-2352
NT-314	NT-358	NT-2314	

**NORALIGHTING**

# Single Circuit Feed Connectors for Track Systems

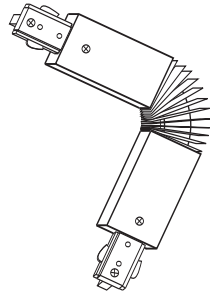
## NT-307 Floating Canopy Feed



Connects track to existing outlet box anywhere along the track. Mounting hardware included.

Finishes: Black, Silver, or White

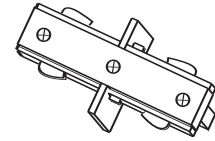
## NT-309 Flexible Connector



Connecting two tracks at any angle up to 90°. Can be used as a feed point. Add 7-1/2" to length.

Finishes: Black, Silver, or White

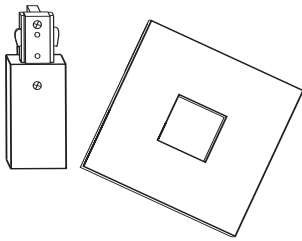
## NT-310 Straight Connector



To connect two track sections end to end. Cannot be used as a feed point. Add 1/8" to length.

Finishes: Black, Silver, or White

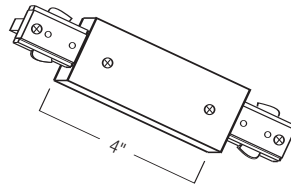
## NT-311 End Feed with Cover



Live end to start a run with separate junction box cover. Mounting hardware included.

Finishes: Black, Silver, or White  
Canopy: 4-15/16" Square

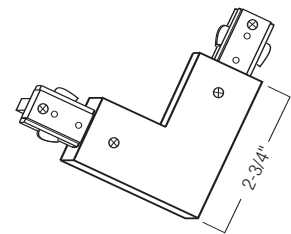
## NT-312 i-Connector



To connect two track sections together in a straight line. Add 4" to length, can be used as a feed point.

Finishes: Black, Silver, or White

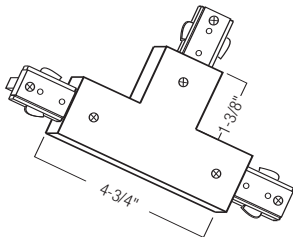
## NT-313 L-Connector



To connect two tracks section at a 90° angle. Field adjustable for right or left hand. Can be used as a feed point. Add 2-3/4" to length

Finishes: Black, Silver, or White

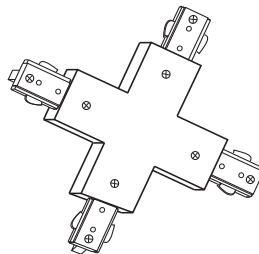
## NT-314 T-Connector



To connect three sections in a T configuration. Field adjustable for right or left hand. Can be used as a feed point.

Finishes: Black, Silver, or White

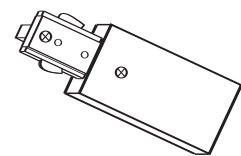
## NT-315 X-Connector



To connect four track sections in an X configuration. Can be used as a feed point. Add 4" to length.

Finishes: Black, Silver, or White

## NT-316 End Feed

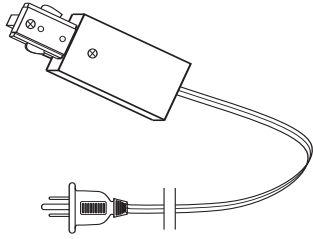


To start a run. Add 2-3/4" to length.

Finishes: Black, Silver, or White

## Single Circuit Feed Connectors for Track Systems

### NT-321 Cord and Plug Set

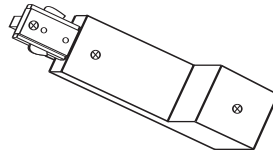


Live end feed with cord and 3-prong plug. 10-Amp 12-foot ground cord.

Finishes: Black, Silver, or White  
Length of cord: 12'

### NT-328 Live End Conduit Connector (Right Polarity)

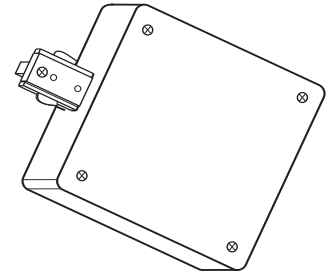
### NT-328/L Live End Conduit Connector (Left Polarity)



Accept standard 1/2" trade size conduit fitting. Use with surface conduit feed.

Finishes: Black, Silver, or White  
Length: 4-1/4" KO: 7/8"

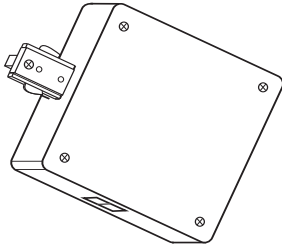
### NT-348 T-Bar Feed



To start a run on a T-Bar type ceiling. Mounting hardware included.

Finishes: Black, Silver, or White  
Size: 4-1/4" sq. Dept: 1-1/8"

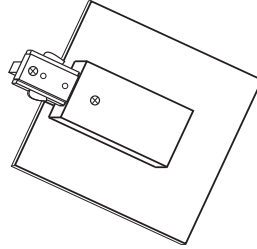
### NT-348/X End Feed Current Limiter



Energy code compliant with circuit breaker to limit the current load. Specify X=1A, 2.5A, 4.5A, 5A, 7.5A, 10A, 12A, or 14A.

Finishes: Black, Silver, or White  
Size: 4-1/2" sq. Dept: 1-1/8"

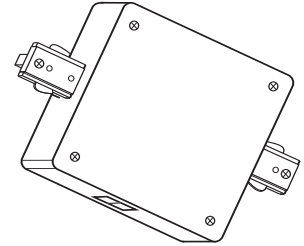
### NT-352 End Feed w/ attached Cover



Live end to start a run with attached junction box cover. Mounting hardware included.

Finishes: Black, Silver, or White  
Size: 4-3/16" x 4-1/8"


### NT-358/X In-Line Current Limiter



Energy code compliant with circuit breaker to limit the current load. Specify X=1A, 2.5A, 4.5A, 5A, 7.5A, 10A, 12A, or 14A.

Finishes: Black, Silver, or White  
Size: 4-1/2" sq. Dept: 1-1/2"

### NT-318 Dead End Cap

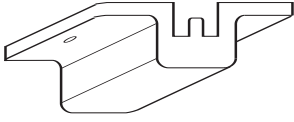


To end a run.

Finishes: Black, Silver, or White

## Dual Circuit Feed Connectors for Track Systems

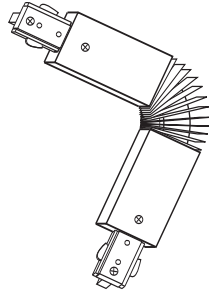
### NT-2307 Floating Canopy Feed



Connects track to existing outlet box anywhere along the track. Mounting hardware included.

Finishes: Black, Silver, or White

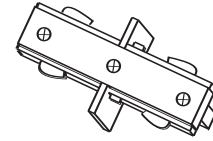
### NT-2309 Flexible Connector



Connecting two tracks at any angle up to 90°. Can be used as a feed point. Add 7-1/2" to length.

Finishes: Black, Silver, or White

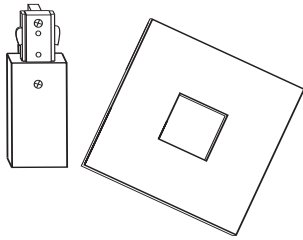
### NT-2310 Straight Connector



To connect two track sections end to end. Cannot be used as a feed point. Add 1/8" to length.

Finishes: Black, Silver, or White

### NT-2311 End Feed with Cover

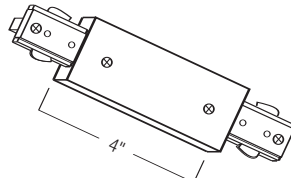


Live end to start a run with separate junction box cover. Mounting hardware included.

Finishes: Black, Silver, or White

Canopy: 4-15/16" Square

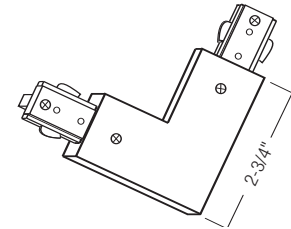
### NT-2312 i-Connector



To connect two track sections together in a straight line. Add 4" to length, can be used as a feed point.

Finishes: Black, Silver, or White

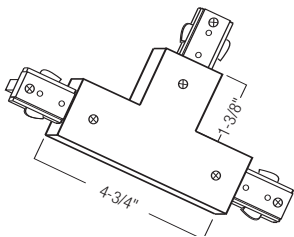
### NT-2313L L-Connector Left Polarity NT-2313R L-Connector Right Polarity



To connect two tracks section at a 90° angle. Field adjustable for right or left hand. Can be used as a feed point.

Finishes: Black, Silver, or White

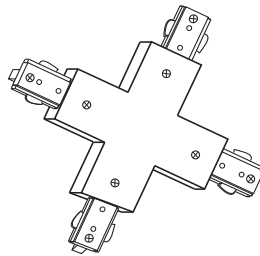
### NT-2314L T-Connector Left Polarity NT-2314R T-Connector Right Polarity



To connect three sections in a T configuration. Can be used as a feed point.

Finishes: Black, Silver, or White

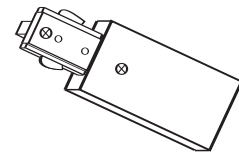
### NT-2315 X-Connector



To connect four track sections in an X configuration. Can be used as a feed point. Add 4" to length.

Finishes: Black, Silver, or White

### NT-2316 End Feed

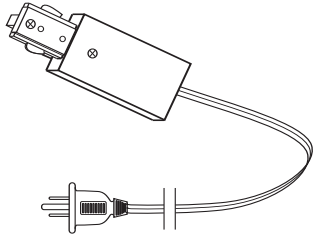


To start a run. Add 2-3/4" to length.

Finishes: Black, Silver, or White

## Dual Circuit Feed Connectors for Track Systems

### NT-2321 Cord and Plug Set

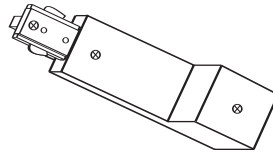


Live end feed with cord and 3-prong plug. 10-Amp 12-foot ground cord.

Finishes: Black, Silver, or White  
Length of cord: 12'

### NT-2328 Live End Conduit Connector (Right Polarity)

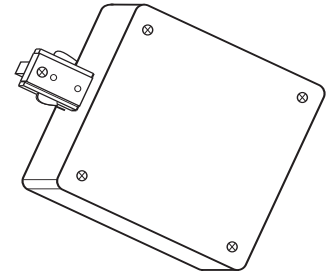
### NT-2328/L Live End Conduit Connector (Left Polarity)



Accept standard 1/2" trade size conduit fitting. Use with surface conduit feed.

Finishes: Black, Silver, or White  
Length: 4-1/4" KO: 7/8"

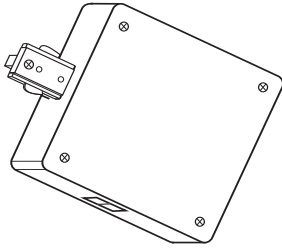
### NT-2348 T-Bar Feed



To start a run on a T-Bar type ceiling. Mounting hardware included.

Finishes: Black, Silver, or White  
Size: 4-1/4" sq. Dept: 1-1/8"

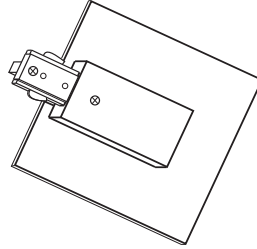
### NT-2348/X End Feed Current Limiter



Energy code compliant with circuit breaker to limit the current load. Specify X=1A, 2.5A, 4.5A, 5A, 7.5A, 10A, 12A, or 14A.

Finishes: Black, Silver, or White  
Size: 4-1/2" sq. Dept: 1-1/2"

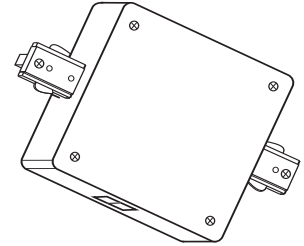
### NT-2352 End Feed w/ attached Cover



Live end to start a run with attached junction box cover. Mounting hardware included.

Finishes: Black, Silver, or White  
Size: 4-3/16" x 4-1/8"


### NT-2358/X In-Line Current Limiter



Energy code compliant with circuit breaker to limit the current load. Specify X=1A, 2.5A, 4.5A, 5A, 7.5A, 10A, 12A, or 14A.

Finishes: Black, Silver, or White  
Size: 4-1/2" sq. Dept: 1-1/2"

### NT-2318 Dead End Cap

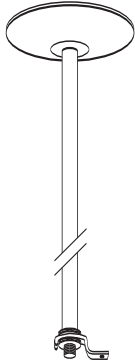


To end a run.

Finishes: Black, Silver, or White

## Suspension and Accessories for Track Systems

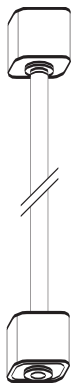
- NT-305** 18" Pendant Assembly Kit
- NT-306** 24" Pendant Assembly Kit
- NT-336** 36" Pendant Assembly Kit
- NT-329** 48" Pendant Assembly Kit



Stems are 5/16" hollow rod with right-hand screw threading. Kit includes stem, canopy, cover for back side of track and hardware. Minimum 2 pendants per track up to 4' track section or 1 per end then every 4' thereafter.

Finishes: Black, Silver, or White

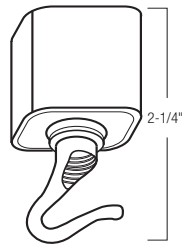
- NT-322** 18" Extension Rod
- NT-323** 24" Extension Rod
- NT-324** 36" Extension Rod
- NT-325** 48" Extension Rod



For use with line voltage fixtures to extend track head or with low voltage NTL-2200 transformer and fixture combination.

Finishes: Black, Silver, or White

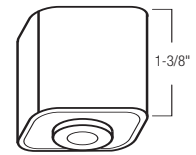
### NT-308 Utility Hook



Non-electrical, for chain hung fixture up to 30-lbs.

Finishes: Black, Silver, or White

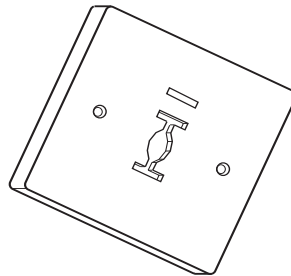
### NT-317 Track Adaptor



For use with NRA-84 (black) or NRA-85 (white) strain relief for pendant cord fixtures (not included).

Finishes: Black, Silver, or White

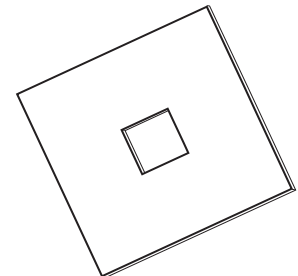
### NT-319 Mono Point Power Feeder



For use with line voltage fixtures, NTH series. Mount to outlet box.

Finishes: Black, Silver, or White  
Size: 4-1/2" sq.

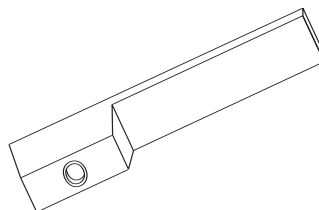
### NT-320 Outlet Box Cover



For use with any electrical feed connectors.

Finishes: Black, Silver, or White  
Size: 4-15/16" sq.

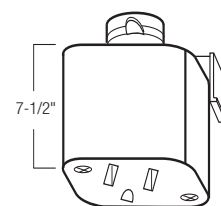
### NT-326 Wire Way Cover



Covers pendant mount lead on back side of track. Use one for each live end.

Finishes: Black, Silver, or White  
Length: 8-1/8" Width: 1-1/4"

### NT-327 Outlet Adapter



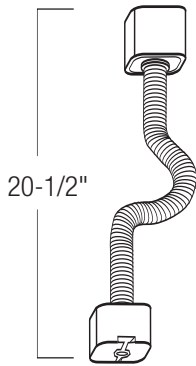
Allows 3-prong power outlet on track.

Finishes: Black, Silver, or White

# Suspension and Accessories for Track Systems

## NT-330 18" Flexible Extension

Extends track head from track. For use only with NTL-2200 series or small lighter weight track fixtures.

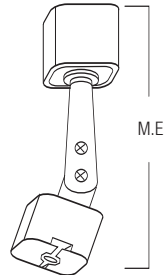


Finishes: Black, Silver, or White

## NT-333 Slope Adapter - for 3-wire track w/3-wire track head. ME 4-3/4"

## NT-334 Slope Adapter - for 2-wire track w/3-wire track head. ME 4-3/8"

## NT-335 Slope Adapter - for 3-wire track w/2-wire track head. ME 4-3/8"



Finishes: Black, Silver, or White

## NT-355/8 96" Aircraft Cable Suspension Kit

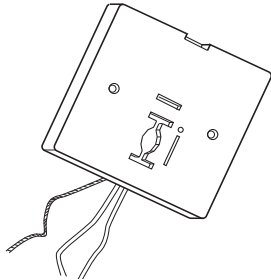
## NT-355/20 240" Aircraft Cable Suspension Kit

Kits are available in 8' or 20' field adjustable steel cable. Coupler attaches to T-Bar mounting clip or stud that mounts to ceiling. T-Bar clip and hanger bolt are included with mounting parts.



Finishes: White

## NT-337 Mono Point Power Feed

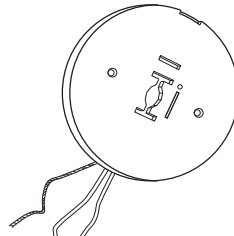


For use with low voltage fixtures, NTL series. Must be used with NTL-2200 transformer.

Finishes: Black, Silver, or White

Size: 5-5/16" sq. Dept: 7/16"

## NT-347 Mono Point with Integral Transformer

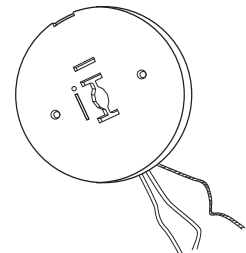


50W electronic transformer included in mono point. Allows for one low voltage NTL-2200 series track head. Mounts permanently to outlet box.

Finishes: Black, Silver, or White

Size: 4-1/2" Dia. Dept: 1-1/8"

## NT-366 Mono Point Power Feed



For use with line voltage fixture, NTH series. Mounts to outlet box.

Finishes: Black or White

Size: 4-15/16" Dia. Dept: 7/16"

## NRA-132/48 48" Replacement Stem

## NRA-132/72 72" Replacement Stem

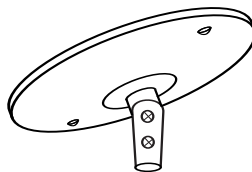
## NRA-132/96 96" Replacement Stem



To extend the track from ceiling in custom designs.

Finishes: Black, Silver, or White

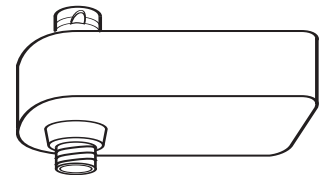
## NT-349 Slope Pendant Adapter



Allows pendant assembly kit (NT-305, NT-306, NT-336, NT-329) to hang straight down from sloped ceiling.

Finishes: Black or White

## NT-370 Transformer with QuickJack

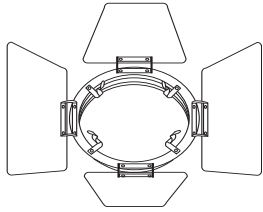


For use with NRS66 series QuickJack fixtures. Dimmable only with electronic low voltage dimming control.

Finishes: Black, Silver, or White

## Suspension and Accessories for Track Systems

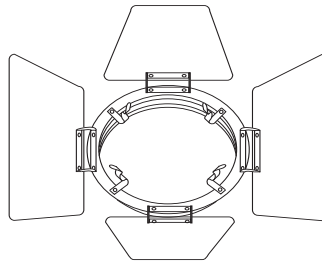
**NT-338** Barn Door for R/Par20



Flat back & round cylinder only.

Finishes: Black

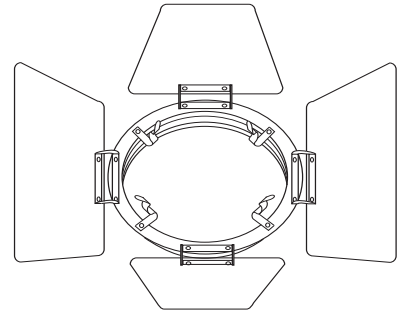
**NT-339** Barn Door for R/Par30



Flat back & round cylinder only.

Finishes: Black

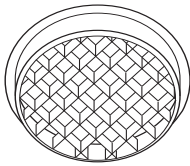
**NT-340** Barn Door for R/Par38



Flat back & round cylinder only.

Finishes: Black

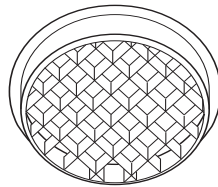
**NT-341** Black Louver for R/Par20



Must be used with NT-344 holder.

Finishes: Black

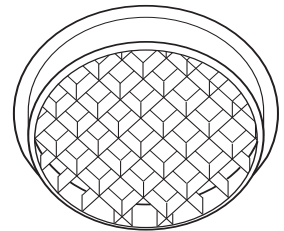
**NT-342** Black Louver for R/Par30



Must be used with NT-345 holder.

Finishes: Black

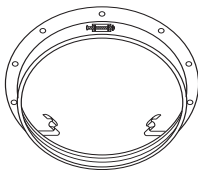
**NT-343** Black Louver for R/Par38



Must be used with NT-348 holder.

Finishes: Black

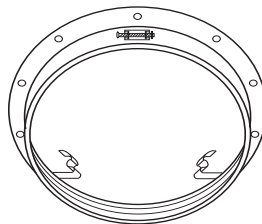
**NT-344** Holder for R/Par20



Flat back & round cylinder only.

Finishes: Black

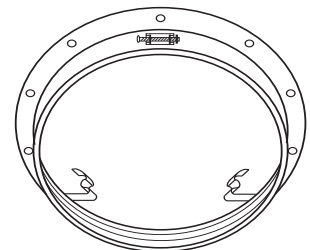
**NT-345** Holder for R/Par30



Flat back & round cylinder only.

Finishes: Black

**NT-346** Holder for R/Par38



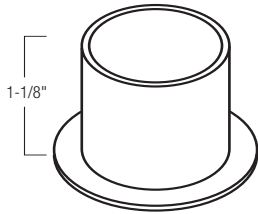
Flat back & round cylinder only.

Finishes: Black



## Suspension and Accessories for Track Systems

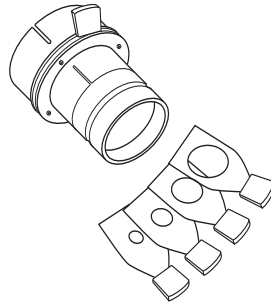
### NT-350 Black Snoot



For use with NTL-217 or NTL-211.  
Reduces glare and spill light.

Finishes: Black

### NT-351 Beam Concentrator



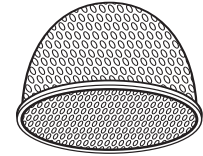
For use with MR16/FL lamp.  
Concentrates beam to produce well-defined round spot of lighting. Includes four round beam templates for choice of beam size. For use with NTL-215 or NTL-2215.

Finishes: Black

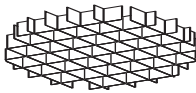
### NT-360 MR16 Mesh Shield

### NT-361 Flange/Ring Holder

### NT-361X Mesh Shield & Ring Combination



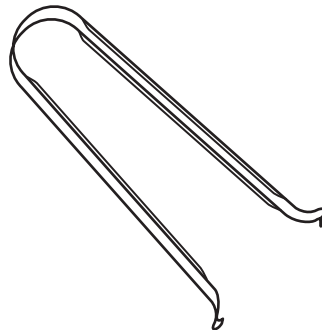
### NT-362 MR16 Honeycomb louver



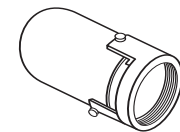
Size: 2" RD

Finishes: Black

### NT-363 MR16 Relamping Tool




### NT-365 JC Frosted Lamp Shield



For use with European Collection.

### NRA-82 Stem Coupler




For connecting stems together.

### NRA-84 Strain Relief (Black)

### NRA-84S Strain Relief (Silver)

### NRA-85 Strain Relief (White)



For use with NT-317.

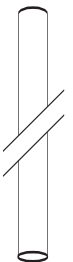
Finishes: Black, Silver, or White

### NRA-132/48 48" Pendant Stem

### NRA-132/72 72" Pendant Stem

### NRA-132/96 96" Pendant Stem

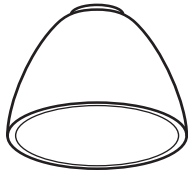
For use with NT-305  
Pendant Assembly Kit, to  
extend the track. 5/16"  
hollow rod with Right-hand  
screw threading.



Finishes: Black, Silver, or White

## Suspension and Accessories for Track Systems

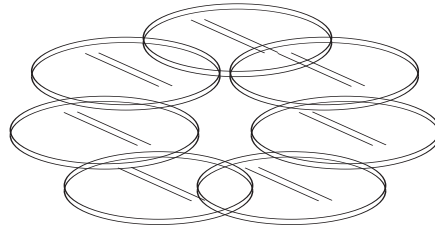
**NGD-17** MR-16 Glass Shield



For use with NTL-304, NT-305, NT-306. **Factory installation required.**

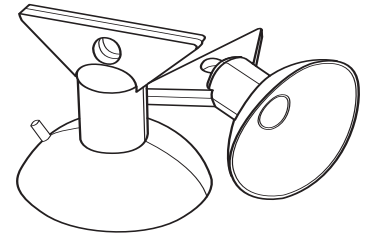
Finishes: Amber, Blue, Frosted White, Green, or Red

**NM-100** 2" Glass Lensed for MR-16

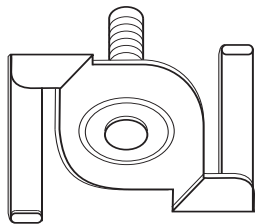


Finishes: Amber, Blue, Frosted White, Green, or Red

**NRS90-N20** Suction Cup Lamp Changer



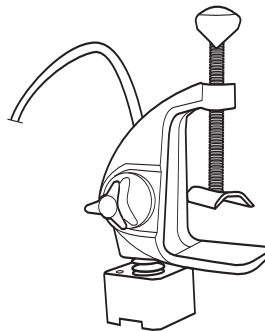
**NT-332** T-Bar Attachment Clip



Attaches track to T-Bar ceiling. Add 15/16" grid.

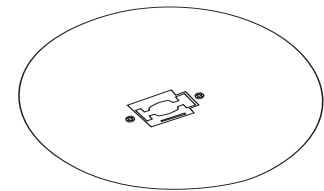
Finishes: Black, Silver, or White

**NT-364** Clamp Adaptor 10' Cord  
**NT-364c** Clamp Adaptor w/ Curly Cord



Finishes: Black or White

**NT-374** 4" Track Adapter Cover  
**NT-376** 6" Track Adapter Cover



Converts recessed housing to a mono-point for one track fixture, 75W max.

Finishes: Black or White